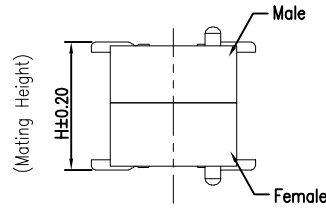
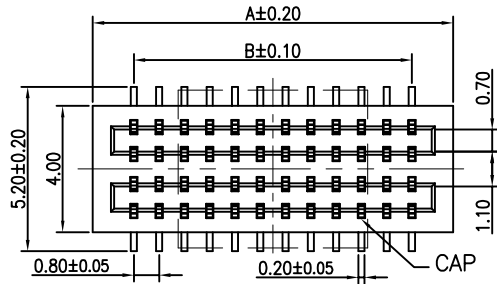


RoHS

**SPECIFICATIONS**

- Current Rating:0.3A
- Voltage Rating:30V AC/DC
- Contact Resistance:100mΩ Max
- Insulation Resistance:50MΩ Min
- Withstanding Voltage:100V AC/Minute
- Temperature Range : -35°C ~ +85°C
- Housing: LCP (UL94V-0) Black
- Terminal:Phosphor Bronze
- Plating: Gold Plated
- Overall 50~100μ" Nickel Under Plated



Combination Chart

**Ordering Information**

80BTB DHxx FVVSF - 2xx G F 1 BK 118

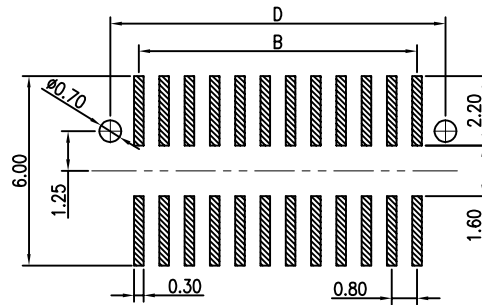
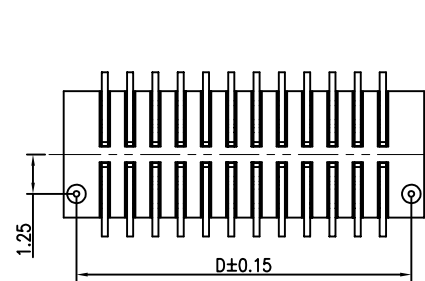
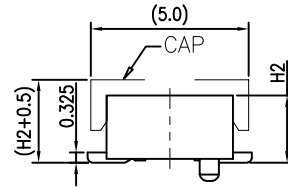
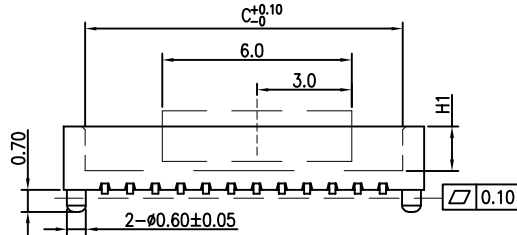
Mated High H300=3.00mm H500=5.00mm  
 H350=3.50mm H550=5.50mm  
 H400=4.00mm H600=6.00mm  
 H450=4.50mm H650=6.50mm

Model FVS=Female WV  
 No.of Pins 40=2X20P  
 Plating S=Tin Plated  
 F=Gold Flash/Tin  
 G=Gold

Material F=LCP  
 Package 0=PE Bag  
 1=Tap&Reel  
 2=Tube  
 3=Tray

Color BK=Black

Mating Height(H)	3.0	3.5	4.0	4.5	5.0	5.5	6.0	6.5
Female(H1)		1.40				2.00		
Female(H2)		2.125				3.525		
Male(H1)	0.925	1.425	1.925	1.025	1.525	2.025	2.525	3.025



RECOMMENDED PCB LAYOUT

PIN	Dimensions				PIN	Dimensions			
	A	B	C	D		A	B	C	D
8(2*4)	5.00	2.40	3.65	4.20	44(2*22)	19.40	16.80	18.05	18.60
10(2*5)	5.80	3.20	4.45	5.00	46(2*23)	20.20	17.60	18.85	19.40
12(2*6)	6.60	4.00	5.25	5.80	48(2*24)	21.00	18.40	19.65	20.20
14(2*7)	7.40	4.80	6.05	6.60	50(2*25)	21.80	19.20	20.45	21.00
16(2*8)	8.20	5.60	6.85	7.40	52(2*26)	22.60	20.00	21.25	21.80
18(2*9)	9.00	6.40	7.65	8.20	54(2*27)	23.40	20.80	22.05	22.60
20(2*10)	9.80	7.20	8.45	9.00	56(2*28)	24.20	21.60	22.85	23.40
22(2*11)	10.60	8.00	9.25	9.80	58(2*29)	25.00	22.40	23.65	24.20
24(2*12)	11.40	8.80	10.05	10.60	60(2*30)	25.80	23.20	24.45	25.00
26(2*13)	12.20	9.60	10.85	11.40	62(2*31)	26.60	24.00	25.25	25.80
28(2*14)	13.00	10.40	11.65	12.20	64(2*32)	27.40	24.80	26.05	26.60
30(2*15)	13.80	11.20	12.45	13.00	66(2*33)	28.20	25.60	26.85	27.40
32(2*16)	14.60	12.00	13.25	13.80	68(2*34)	29.00	26.40	27.65	28.20
34(2*17)	15.40	12.80	14.05	14.60	70(2*35)	29.80	27.20	28.45	29.00
36(2*18)	16.20	13.60	14.85	15.40	72(2*36)	30.60	28.00	29.25	29.80
38(2*19)	17.00	14.40	15.65	16.20	74(2*37)	31.40	28.80	30.05	30.60
40(2*20)	17.80	15.20	16.45	17.00	76(2*38)	32.20	29.60	30.85	31.40
42(2*21)	18.60	16.00	17.25	17.80					

SCONDAR ELECTRONIC, LTD  
ENGINEER 20241008

OPERATION	DRAW	Xiong	2017.11.02
X.X ±0.35	DESIGN		
X.XX ±0.25	CHECK	Lisa	2017.11.02
X.XXX ±0.15	APPROVE		
Angle ± 3'			
DIM TOL			

SCALE -

UNIT mm

SIZE A4

SHEET 1/1

PROJ.

PART NO. 80BTBDHxxxFVSF-2xxGF1BK118

TITLE: 0.8mm Board to board H=xxx Double card slot SMT 180° LCP Black Female Socket Gold Plated 2xxPin With-pillar CAP Reel

A0	2017.11.02	NEW		
REV	DATE	MODIFICATION DESCRIPTION	CHANGE	APPROVE