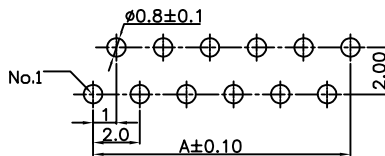
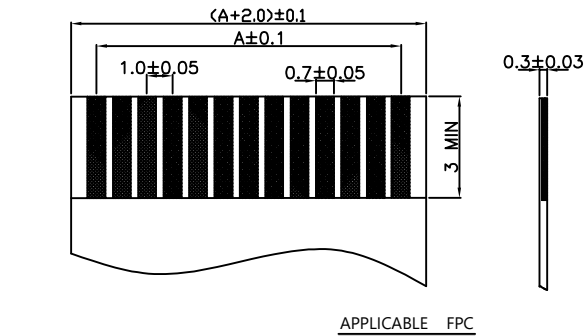
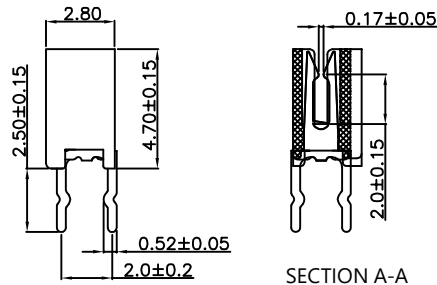
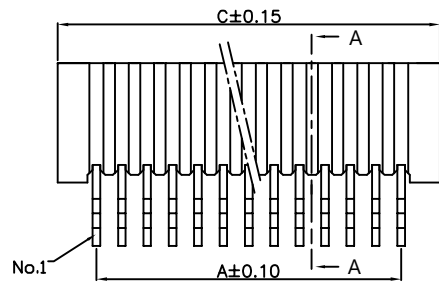
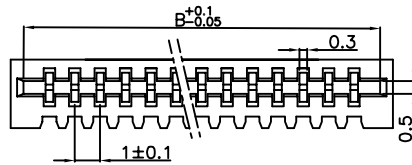


RoHS



RECOMMENDED PCB LAYOUT

APPLICABLE FPC

SPECIFICATION:

- Rated Current: 1.0A
- Rated voltage: 50V AC
- Insulation Resistance: 500MΩ Min
- Withstand voltage: 500VAC (1Min)
- Contact resistance: 30mΩ (Max)
- Working temperature: -25°C to +85°C

Material:

- Housing: PA9T (UL94V-0) Black
- Contact: Phosphor Bronze
- Plating: Surface nickel plating, followed by Tin plating

Ordering Information

FPC 10 28 B0 - xxP V Z S 2 101

Pitch 10=1.0mm Height H=3.4mm Model No. of Pins See Table Type DIP WV Foot Position Z=Positive F=Reverse Coating G=Gold S=Tin Package 1=Tape&Reel 2=Tube 3=Tray

PIN	Dim A	Dim B	Dim C	PIN	Dim A	Dim B	Dim C
4	3.00	5.06	6.00	23	22.00	24.06	25.00
5	4.00	6.06	7.00	24	23.00	25.06	26.00
6	5.00	7.06	8.00	25	24.00	26.06	27.00
7	6.00	8.06	9.00	26	25.00	27.06	28.00
8	7.00	9.06	10.00	27	26.00	28.06	29.00
9	8.00	10.06	11.00	28	27.00	29.06	30.00
10	9.00	11.06	12.00	29	28.00	30.06	31.00
11	10.00	12.06	13.00	30	29.00	31.06	32.00
12	11.00	13.06	14.00	31	30.00	32.06	33.00
13	12.00	14.06	15.00	32	31.00	33.06	34.00
14	13.00	15.06	16.00	33	32.00	34.06	35.00
15	14.00	16.06	17.00	34	33.00	35.06	36.00
16	15.00	17.06	18.00	35	34.00	36.06	37.00
17	16.00	18.06	19.00	36	35.00	37.06	38.00
18	17.00	19.06	20.00	37	36.00	38.06	39.00
19	18.00	20.06	21.00	38	37.00	39.06	40.00
20	19.00	21.06	22.00	39	38.00	40.06	41.00
21	20.00	22.06	23.00	40	39.00	41.06	42.00
22	21.00	23.06	24.00				

		SCONDAR ELECTRONIC LTD ENGINEER LUJ APPROVED		OPERATION		YAO	2021.07.03	SCALE	-	 SCONDAR ELECTRONIC LIMITED		
				X.X	±0.35	DESIGN	Xiong	2021.07.04	UNIT			mm
				X.XX	±0.25		CHECK	Lisa	2021.07.08			SIZE
AO	2021.07.08	NEW		Angle		APPROVE				SHEET	1/1	PART NO.
REV	DATE	MODIFICATION DESCRIPTION		CHANGE	APPROVE					PROJ.	TITLE:	FPC 1.0mm H=2.8 "B" Model NO. LD WR PA9T V0 Black xxP Contact TIN plating Tube Package