

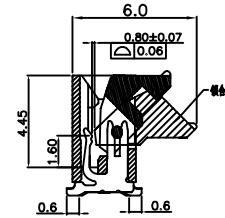
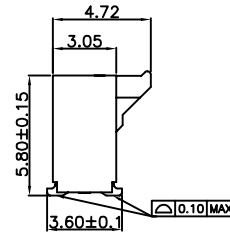
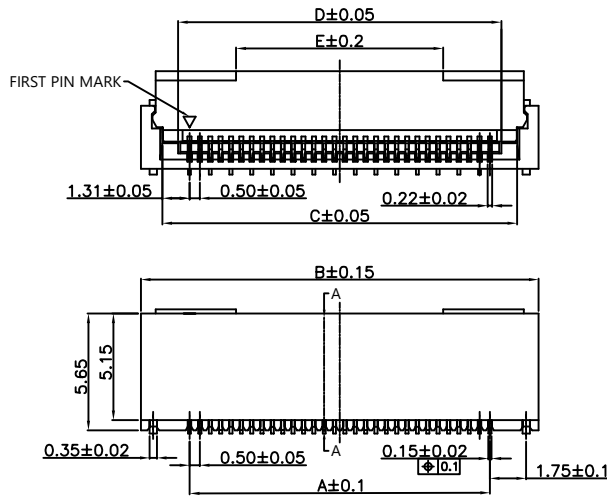
RoHS

SPECIFICATION:

- Rated Current: 0.5A
- Rated voltage: 50V AC/DC
- Insulation Resistance: 500MΩ Min
- Withstand voltage: 500VAC (1Min)
- Contact resistance: 30mΩ (Max)
- Working temperature: -40°C to +105°C

Material:

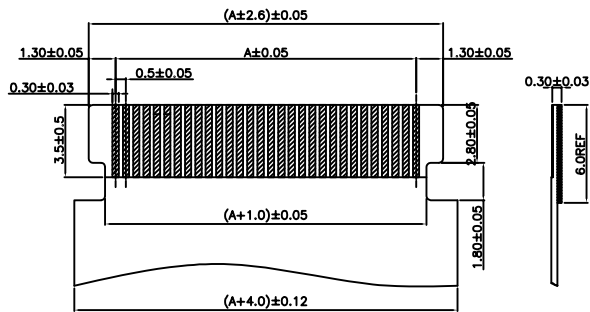
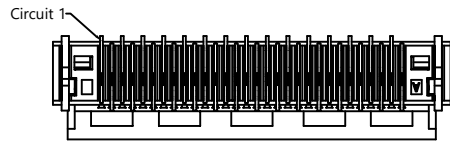
- Housing: LCP (UL94V-0) Beige
- Actuator: LCP (UL94V-0) Black
- Fitting Nail: Phosphor Bronze
- Plating: Surface nickel plating, followed by Matte tin plating
- Contact: Phosphor Bronze
- Plating: GOLD-PLATED CONTACT
- LANDSOLDER JOINT 1-3U"



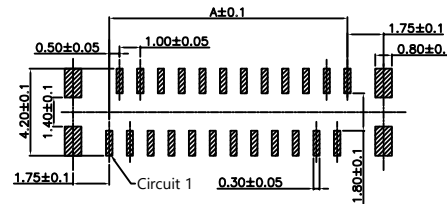
SECTION A-A

Ordering Information

FPC 05 30 Q2 - xxP VS Z G 1 101
 Pitch 05=0.5mm Height H=3.0mm Model No. of Pins See Table Type SMT WV Pin No1 Position Z=Positive F=Reverse Coating G=Gold S=Tin Package 1=Tap&Reel 2=Tube



APPLICABLE FPC



RECOMMENDED PCB LAYOUT

PIN	Dim A	Dim B	Dim C	Dim D	Dim E
10	4.50	9.20	7.12	5.60	5.20
12	5.50	10.20	8.12	6.60	5.20
14	6.50	11.20	9.12	7.60	5.20
20	9.50	14.20	12.12	10.60	8.00
24	11.50	16.20	14.12	12.60	10.00
30	14.50	19.20	17.12	15.60	10.00
34	16.50	21.20	19.12	17.60	10.00
36	17.50	22.20	20.12	18.60	10.00
40	19.50	24.20	22.12	20.60	10.00
50	24.50	29.20	27.12	25.60	10.00
60	29.50	34.20	32.12	30.60	10.00
70	34.50	39.20	37.12	35.60	10.00

SCONDAR ELECTRONIC LTD
 ENGINEER LUJ APPROVED

AO	2021.07.06	NEW			OPERATION	DRAW	Yao	2021.07.02	SCALE	-	 SCONDAR ELECTRONIC LIMITED	
					X.X	±0.35			UNIT	mm		
					X.XX	±0.25			SIZE	A4		
					X.XXX	±0.15			SHEET	1/1	PART NO.	FPC0530Q2-XXPVSG1101
REV	DATE	MODIFICATION DESCRIPTION	CHANGE	APPROVE	Angle	± 3'			PROJ.	⊕	TITLE:	FPC 0.5MM H=3.0*Q MODEL SMT VS Positive-foot LCP VO BEIGE XXP CONTACT Gold PLATING REEL PACKAGE