
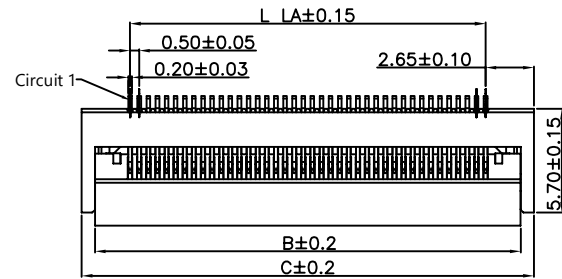


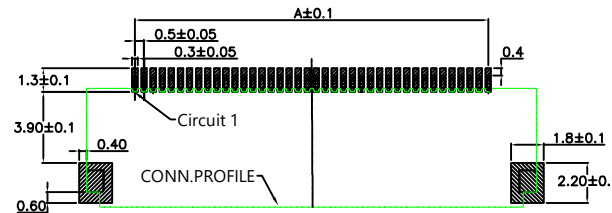
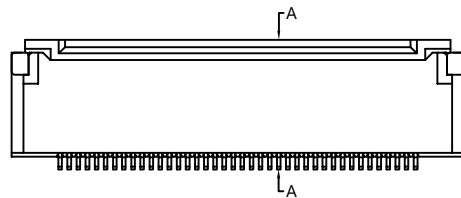
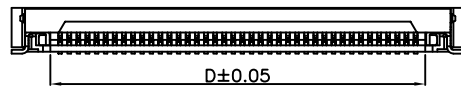
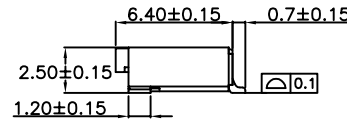
RoHS

SPECIFICATION:
 -Rated Current: 0.5A
 -Rated voltage: 50V AC/DC
 -Insulation Resistance:500MΩ Min
 -Withstand voltage: 500VAC (1min)
 -Contact resistance: 30mΩ (Max)
 -Working temperature: -40°C to +105°C

Material:
 -Housing:LCP (UL94V-0) Beige
 -Actuator:LCP(UL94V-0) Black
 -Fitting Nail: Phosphor Bronze
 -Plating:Surface nickel plating,
 followed by Matte tin plating
 -Contact:Phosphor Bronze
 -Plating:GOLD-PLATED CONTACT
 HANDSOLDER JOINT 1-3U"



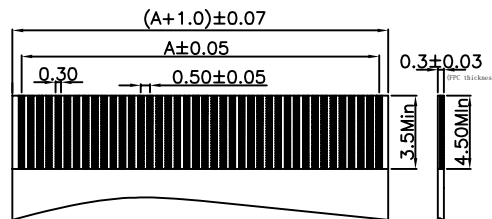
SECTION A-A



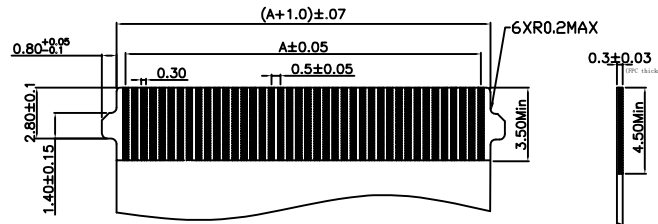
RECOMMENDED PCB LAYOUT

Ordering Information

FPC 05 25 12 - xxP RS X G 1 101
 Pitch 05=0.5mm Height H=2.5mm Model No.of Pins See Table Type SMT WR Foot Position X=Bottom contact S=Top contact Coating G=Gold S=Tin Package 1=Tape&Reel 2=Tube



APPLICABLE FPC



APPLICABLE FPC (+LOCK)

PIN	Dim A	Dim B	Dim C	Dim D
9	4.00	7.85	9.30	5.05
20	9.50	13.35	14.80	10.55
24	11.50	15.35	16.80	12.55
26	12.50	16.35	17.80	13.55
30	14.50	18.35	19.80	15.55
40	19.50	23.35	24.80	20.55
41	20.00	23.85	25.30	21.05
50	24.50	28.35	29.80	25.55
51	25.00	28.85	30.30	26.05
60	29.50	33.35	34.80	30.55
68	33.50	37.35	38.80	34.55

SCONDAR ELECTRONIC LTD
 ENGINEER LIU APPROVED

OPERATION	DRAW	Yao	2021.06.11
X.X ±0.35	DESIGN	LYao	2021.06.12
X.XX ±0.25			
X.XXX ±0.15			
Angle ± 3'	CHECK	Lisa	2021.06.16
DIM TOL	APPROVE		

SCALE: - UNIT: mm SIZE: A4 SHEET: 1/1 PROJ: PART NO.: FPC052512-xxPRSXG1101 TITLE: FPC 0.5mm H=2.4"1" Model Front flip cover SMT RS LCP V0 Beige Bottom contact xxP Contact Gold plating Reel Package

REV	DATE	MODIFICATION DESCRIPTION	CHANGE	APPROVE
AO	2021.06.12	NEW		