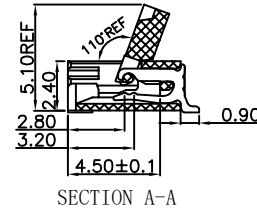
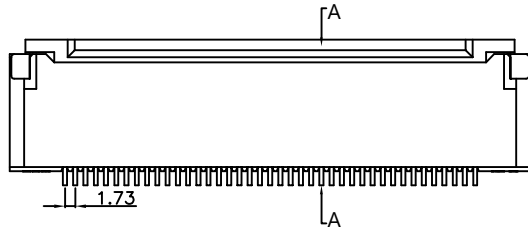
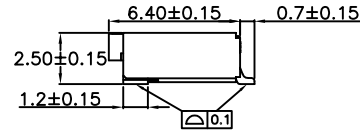
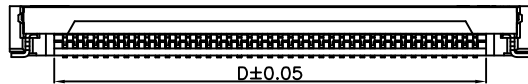
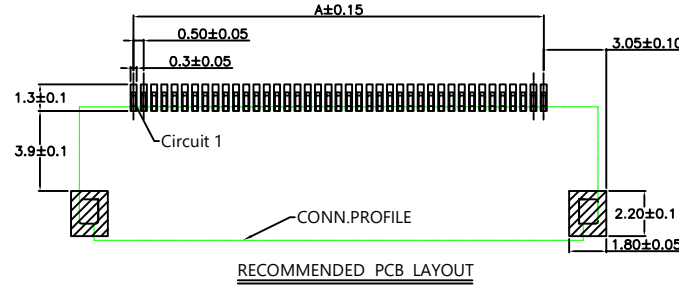
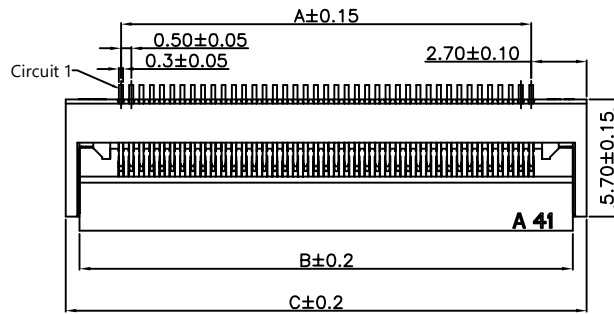


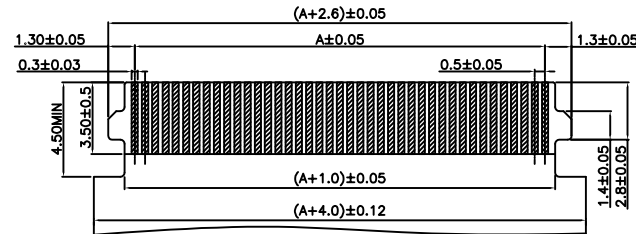
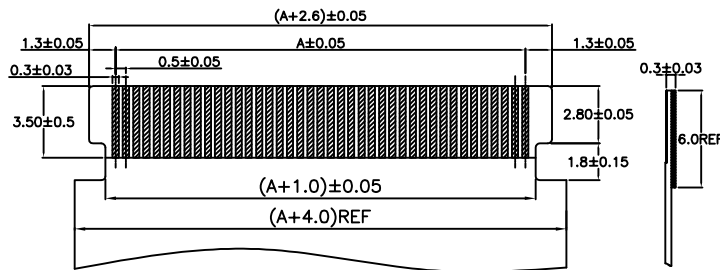
RoHS

SPECIFICATION:  
 -Rated Current: 0.5A  
 -Rated voltage: 50V AC/DC  
 -Insulation Resistance: 500MΩ Min  
 -Withstand voltage: 500VAC (1Min)  
 -Contact resistance: 30mΩ (Max)  
 -Working temperature: -40°C to +105°C  
 Material:  
 -Housing: LCP (UL94V-0) Beige  
 -Actuator: LCP (UL94V-0) Black  
 -Fitting Nail: Phosphor Bronze  
 -Plating: Surface nickel plating,  
 followed by Matte tin plating  
 -Contact: Phosphor Bronze  
 -Plating: GOLD-PLATED CONTACT  
 LANDSOLDER JOINT 1-3U"



Ordering Information

FPC 05 25 R2 -xxP RS X G 1 101  
 Pitch 05=0.5mm Height H=2.4mm Model No. of Pins See Table Type SMT WR Foot Position X=Bottom contact S=Top contact Coating G=Gold S=Tin Package 1=Tap&Reel 2=Tube



PIN	Dim A	Dim B	Dim C	Dim D
10	4.50	8.55	9.90	5.56
12	5.50	9.55	10.90	6.56
20	9.50	13.55	14.90	10.56
30	14.50	18.55	19.90	15.56
41	20.00	24.05	25.40	21.06
50	24.50	28.55	29.90	25.56
60	29.50	33.55	34.90	30.56

SCONDR ELECTRONIC LTD  
 ENGINEER LIU APPROVED

REV	DATE	MODIFICATION DESCRIPTION	CHANGE	APPROVE	OPERATION	DRAW	Yao	2021.06.11	SCALE	-	 SCONDR ELECTRONIC LIMITED
					X.X	±0.35			UNIT	mm	
					X.XX	±0.25			SIZE	A4	
					X.XXX	±0.15			SHEET	1/1	
AO	2021.06.12	NEW			Angle	± 3'			PART NO.	FPC0524R2-xxPRXSXG1101	
					DIM	TOL			PROJ.	TITLE:	

FPC 0.5mm H=2.4 "R" Model number Front flip cover SMT RS LCP  
 V0 Beige Bottom contact xxP Contact Gold plating Reel Package