

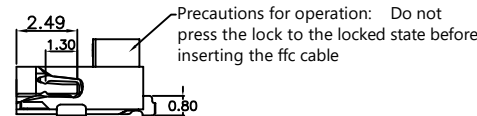
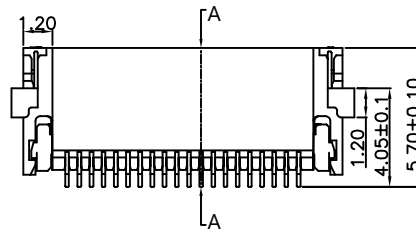
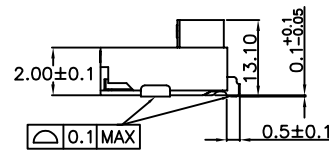
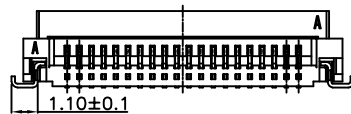
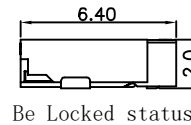
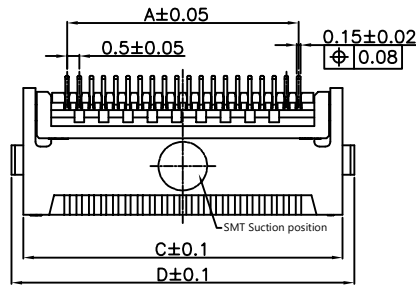
RoHS

SPECIFICATION:

- Rated Current: 0.5A
- Rated voltage: 50V AC/DC
- Insulation Resistance: 500MΩ Min
- Withstand voltage: 500VAC (1Min)
- Contact resistance: 30mΩ (Max)
- Working temperature: -40°C to +105°C

Material:

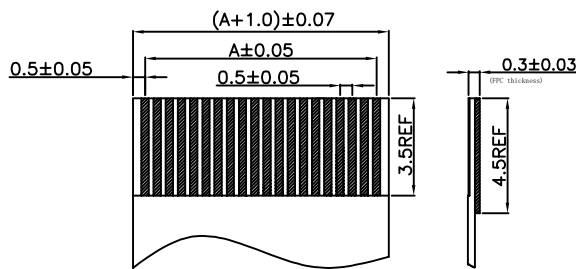
- Housing: LCP (UL94V-0) Beige
- Actuator: LCP (UL94V-0) Black
- Fitting Nail: Phosphor Bronze
- Plating: Surface nickel plating, followed by Tin plating
- Contact: Phosphor Bronze
- Plating: GOLD-PLATED CONTACT
- LANDSOLDER JOINT 1-3U"



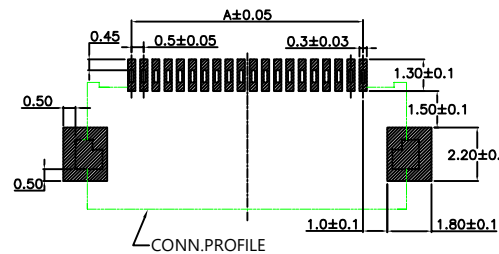
SECTION A-A

Ordering Information

FPC 05 20 T3 -xxP RS X G 1 101
Pitch 05=0.5mm Height H=2.0mm Model No. of Pins See Table Type SMT WR Foot Position X=Bottom contact S=Top contact Coating G=Gold S=Tin Package 1=Tap&Reel 2=Tube



APPLICABLE FPC



RECOMMENDED PCB LAYOUT

PIN	Dim A	Dim B	Dim C	Dim D
8	3.50	4.56	7.10	8.10
10	4.50	5.56	8.10	9.10
12	5.50	6.56	9.10	10.10
14	6.50	7.56	10.10	11.10
24	11.50	12.56	15.10	16.10
30	14.50	15.56	18.10	19.10
40	19.50	20.56	23.10	24.10
50	24.50	25.56	28.10	29.10
60	29.50	30.56	33.10	34.10

SCONDAR ELECTRONIC LTD
 ENGINEER LIU APPROVED

OPERATION	DRAW	Yao	2021.07.05	SCALE	-
X.X ±0.35	DESIGN	LYao	2021.07.08	UNIT	mm
X.XX ±0.25				SIZE	A4
X.XXX ±0.15				CHECK	Lisa
Angle ± 3'	APPROVE			SHEET	1/1
DIM TOL				PROJ.	⊕

SCONDAR ELECTRONIC LIMITED

PART NO. FPC0520T3-xxPRSXG1101

TITLE: FPC 0.5mm H=2.0 "T" Model Rear flip SMT RS LCP V0 Beige Bottom contact xxP Contact Gold plating Reel Package

REV	DATE	MODIFICATION DESCRIPTION	CHANGE	APPROVE
AO	2021.07.08	NEW		