

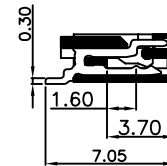
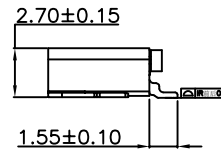
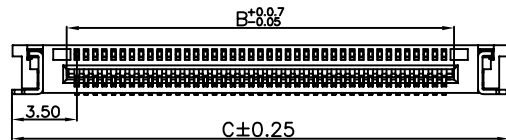
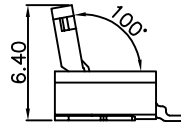
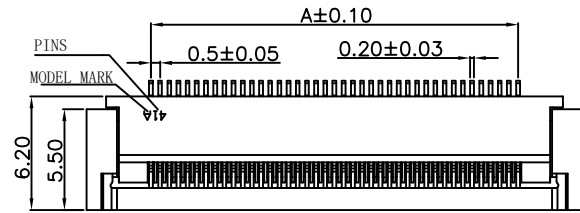
RoHS

SPECIFICATION:

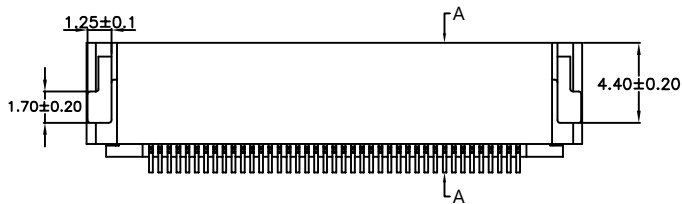
- Rated Current: 0.5A
- Rated voltage: 50V AC/DC
- Insulation Resistance: 500MΩ Min
- Withstand voltage: 500VAC (1Min)
- Contact resistance: 30mΩ (Max)
- Working temperature: -40°C to +85°C

Material:

- Housing: LCP (UL94V-0) Beige
- Actuator: PA9T (UL94V-0) Black
- Fitting Nail: Phosphor Bronze
- Plating: Surface nickel plating, followed by Tin plating
- Contact: Phosphor Bronze
- Plating: Surface nickel plating, followed by Tin plating

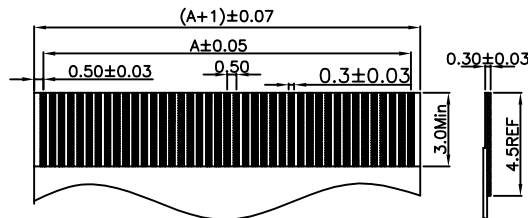


SECTION A-A

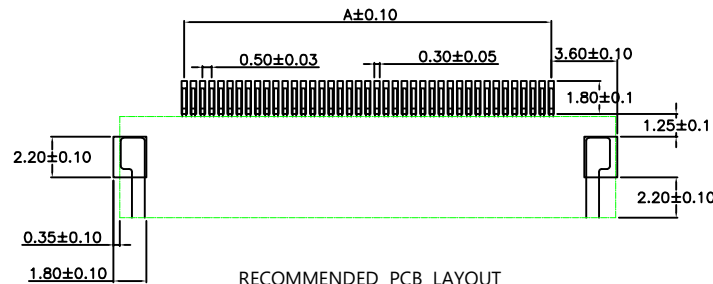


Ordering Information

FPC 05 27 G3 -xxP RS X S 1 101  
Pitch 05=0.5mm Height H=2.7mm Model No. of Pins See Table Type SMT WR Foot Position X=Bottom contact S=Top contact Coating G=Gold S=Tin Package 1=Tape&Reel 2=Tube



APPLICABLE FPC



RECOMMENDED PCB LAYOUT

PIN	Dim A	Dim B	Dim C	PIN	Dim A	Dim B	Dim C
8	3.50	4.56	10.50	35	17.00	18.06	24.00
12	5.50	6.56	12.50	40	19.50	20.56	26.50
14	6.50	7.56	13.50	41	20.00	21.06	27.00
18	8.50	9.56	15.50	45	22.00	23.06	29.00
19	9.00	10.06	16.00	50	24.50	25.56	31.50
24	11.50	12.56	18.50	51	25.00	26.06	32.00
30	14.50	15.56	21.50	60	29.50	30.56	36.50
34	16.50	17.56	23.50	64	31.50	32.56	38.50

SCONDAR ELECTRONIC LIMITED  
 ENGINEER LIU APPROVED

REV	DATE	MODIFICATION DESCRIPTION	CHANGE	APPROVE	OPERATION	DRAW	Yao	2021.05.06	SCALE	-	 SCONDAR ELECTRONIC LIMITED
					X.X	±0.35			UNIT	mm	
					X.XX	±0.25			SIZE	A4	
					X.XXX	±0.15			SHEET	1/1	
AO	2021.05.13	NEW			Angle	± 3'			PART NO.	FPC0527G3-xxPRSXS1101	
					DIM	TOL			PROJ.	 TITLE:	

FPC 0.5mm H=2.7 "G" Model number Rear flip SMT RS LCP V0  
 Beige Bottom contact xxP Contact Tin plating Reel Package