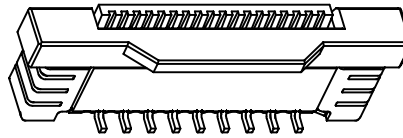
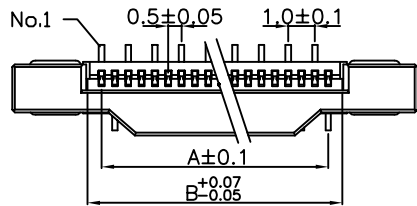
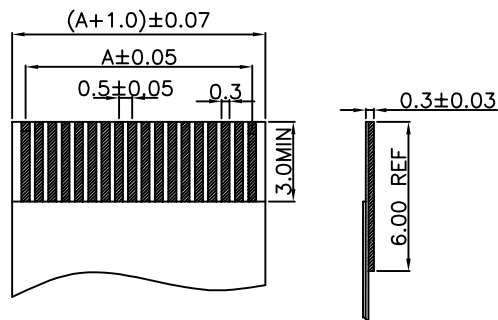
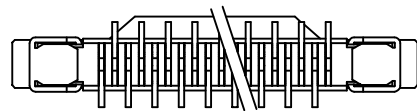
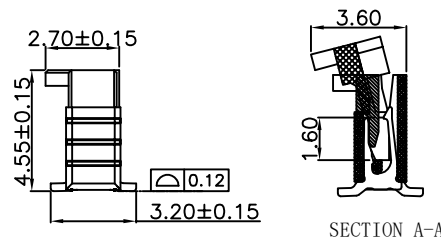
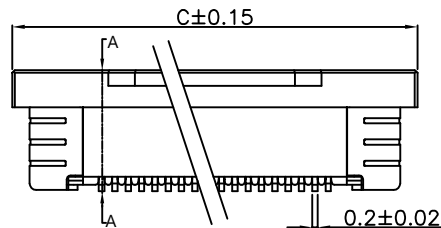


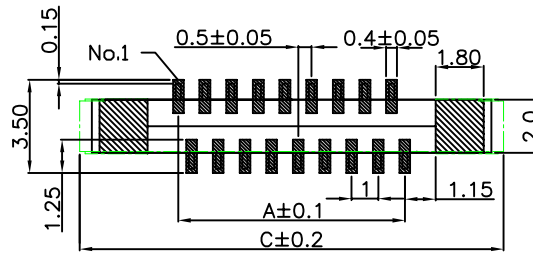
RoHS



12-60PIN



APPLICABLE FPC



RECOMMENDED PCB LAYOUT

SPECIFICATION:

- Rated Current: 0.5A
- Rated voltage: 50V AC
- Insulation Resistance: 500MΩ Min
- Withstand voltage: 500VAC (1Min)
- Contact resistance: 30mΩ (Max)
- Working temperature: -25°C to +85°C

Material:

- Housing: LCP (UL94V-0) Beige
- Actuator: LCP (UL94V-0) Black
- Fitting Nail: Phosphor Bronze
- Plating: Surface nickel plating, followed by Tin plating
- Contact: Phosphor Bronze
- Plating: Surface nickel plating, followed by Tin plating


Ordering Information

FPC 05 20 A1 - xxP VS F S 1 101
Pitch 05=0.5mm, Height H=2.0mm, Model, No. of Pins See Table, Type SMT WV, Pin No1 Position Z=Positive, F=Reverse, Coating G=Gold, S=Tin, Package 1=Tape&Reel, 2=Tube

PIN	Dim A	Dim B	Dim C	PIN	Dim A	Dim B	Dim C
12	5.50	6.56	12.20	29	14.00	15.06	20.70
13	6.00	7.06	12.70	30	14.50	15.56	21.20
14	6.50	7.56	13.20	32	15.50	16.56	22.20
15	7.00	8.06	13.70	33	16.00	17.06	22.70
16	7.50	8.56	14.20	34	16.50	17.56	23.20
18	8.50	9.56	15.20	35	17.00	18.06	23.70
20	9.50	10.56	16.20	36	17.50	18.56	24.20
22	10.50	11.56	17.20	40	19.50	20.56	26.20
23	11.00	12.06	17.70	45	22.00	23.06	28.70
24	11.50	12.56	18.20	50	24.50	25.56	31.20
25	12.00	13.06	18.70	54	26.50	27.56	33.20
26	12.50	13.56	19.20	55	27.00	28.06	33.70
27	13.00	14.06	19.70	60	29.50	30.56	36.20
28	13.50	14.56	20.20				

SCONDAR ELECTRONIC LTD
 ENGINEER LIU APPROVED

OPERATION	DRAW	YAO	2021.03.05	SCALE	-
X.X ±0.35	DESIGN	LYAO	2021.03.06	UNIT	mm
X.XX ±0.25				SIZE	A4
X.XXX ±0.15	CHECK	Lisa	2021.03.08	SHEET	1/1
Angle ± 3'				PROJ.	☉
DIM TOL	APPROVE			TITLE:	



SCONDAR ELECTRONIC LIMITED

AO 2021.04.16

NEW

REV DATE

MODIFICATION DESCRIPTION

CHANGE APPROVE

PART NO.

FPC0520A-XXPVFS1101

FPC 0.5MM H=2.0 "A" MODEL REVERSE-FOOT SMT VS LCP VO BEIGE
 XXP CONTACT TIN PLATING REEL PACKAGE