

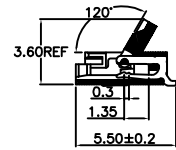
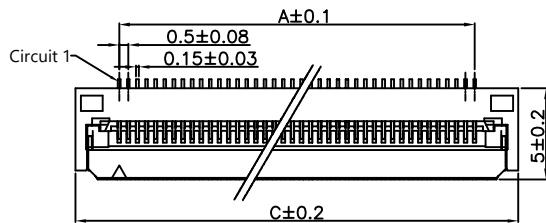
RoHS

SPECIFICATION:

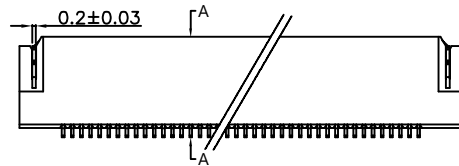
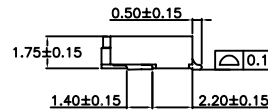
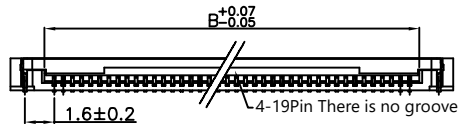
- Rated Current: 0.5A
- Rated voltage: 50V AC/DC
- Insulation Resistance: 500MΩ Min
- Withstand voltage: 500VAC (1Min)
- Contact resistance: 30mΩ (Max)
- Working temperature: -25°C to +105°C

Material:

- Housing: LCP (UL94V-0) Beige
- Actuator: LCP (UL94V-0) Black
- Fitting Nail: Phosphor Bronze
- Plating: Surface nickel plating, followed by Tin plating
- Contact: Phosphor Bronze
- Plating: GOLD-PLATED CONTACT
- LANDSOLDER JOINT 1-3U"



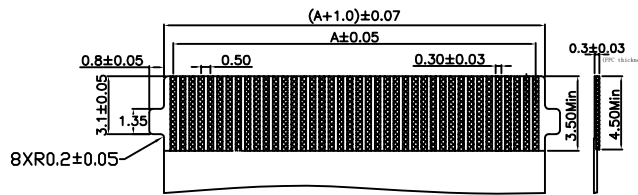
SECTION A-A



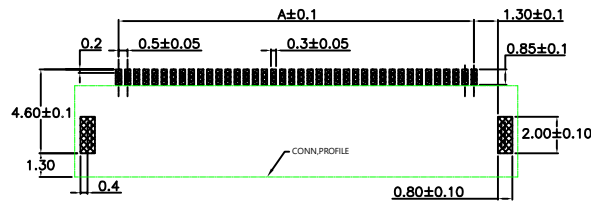
Ordering Information

FPC 05 18 M2 - xxP RS X G 1 101

Pitch 05=0.5mm Height H=1.75mm Model No.of Pins See Table Type SMT WR Foot Position X=Bottom contact S=Top contact Coating G=Gold S=Tin Package 1=Tape&Reel 2=Tube



APPLICABLE FPC (+LOCK)



RECOMMENDED PCB LAYOUT

PIN	Dim A	Dim B	Dim C
4	1.50	2.56	6.30
6	2.50	3.56	7.30
8	3.50	4.56	8.30
10	4.50	5.56	9.30
12	5.50	6.56	10.30
14	6.50	7.56	11.30
15	7.00	8.06	11.80
16	7.50	8.56	12.30
18	8.50	9.56	13.30
20	9.50	10.56	14.30
30	14.50	15.56	19.30
40	19.50	20.60	24.30
42	20.50	21.56	25.30
45	22.00	23.06	26.80
50	24.50	25.56	29.30
60	29.50	30.56	34.30

SCONDAR ELECTRONIC LTD
ENGINEER LIU APPROVED

AO	2021.06.12	NEW			OPERATION	Yao	2021.06.08	SCALE	-		SCONDAR ELECTRONIC LIMITED
REV	DATE	MODIFICATION DESCRIPTION	CHANGE	APPROVE	X.X ±0.35	LYao	2021.06.12	UNIT	mm		
					X.XX ±0.25	Lisa	2021.06.13	SHEET	1/1		
					X.XXX ±0.15			PART NO.	FPC0518M2-xxPRSXG1101		
					Angle ± 3'			TITLE:			
					DIM TOL			PROJ.			

FPC 0.5mm H=1.75 "M" Model Front flip cover SMT RS LCP V0
Beige Bottom contact xxP Contact Gold plating Reel Package