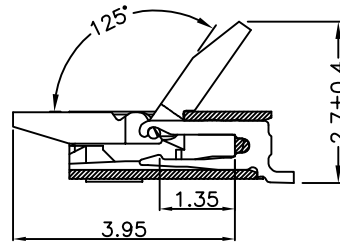
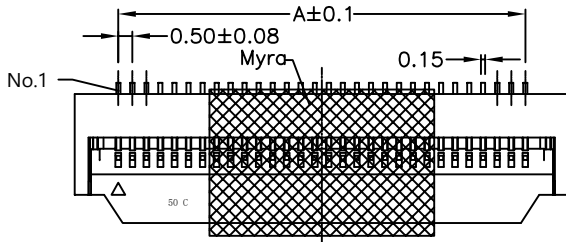


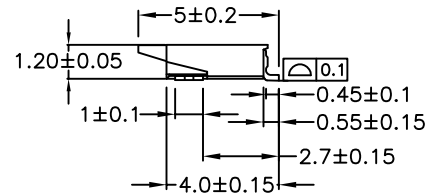
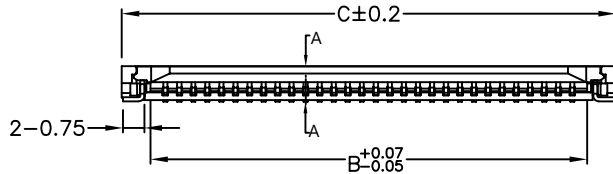
RoHS



SECTION A-A

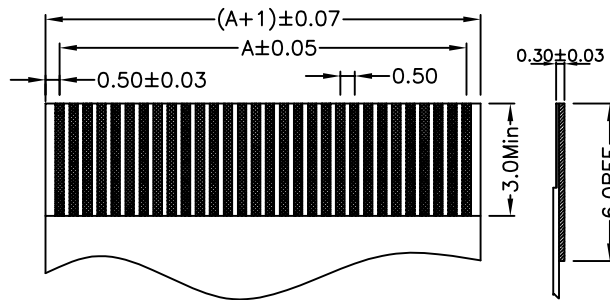
SPECIFICATION:
 -Rated Current: 0.5A
 -Rated voltage: 50V AC
 -Insulation Resistance: 500MΩ Min
 -Withstand voltage: 500VAC (1Min)
 -Contact resistance: 30mΩ (Max)
 -Working temperature: -25°C to +85°C

Material:
 -Housing: LCP (UL94V-0) Beige
 -Actuator: LCP (UL94V-0) Black
 -Fitting Nail: Phosphor Bronze
 -Plating: Surface nickel plating, followed by Tin plating
 -Contact: Phosphor Bronze
 -Plating: Gold-plated contact landsolder joint 1-3U"

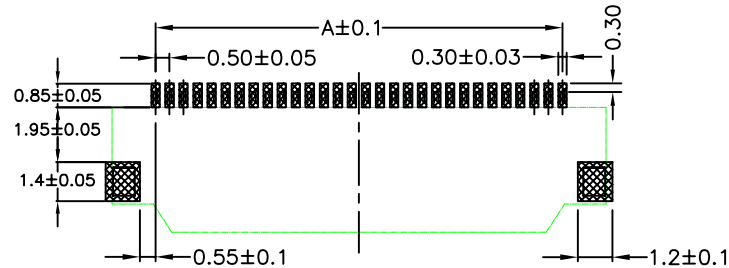


Ordering Information

FPC 05 12 F2 - xxP RS X G 1 101
Pitch 05=0.5mm Height T=1.2mm Model No.of Pins See Table Type SMT WR Foot Position X=Bottom contact S=Top contact Coating G=Gold S=Tin Package 1=Tape&Reel 2=Tube



APPLICABLE FPC



RECOMMENDED PCB LAYOUT

PIN	Dim A	Dim B	Dim C
4	1.50	2.56	4.60
6	2.50	3.56	5.60
8	3.50	4.56	6.60
16	7.50	8.56	10.60
24	11.50	12.56	14.60
28	13.50	14.56	16.60
30	14.50	15.56	17.60
33	16.00	17.06	19.10
40	19.50	20.56	22.60
50	24.50	25.56	27.60
54	26.50	27.56	29.60

SCONDAR ELECTRONIC LTD
 ENGINEER LIU APPROVED

OPERATION	DRAW	Yao	2021.05.10
X.X ±0.35	DESIGN	LYao	2021.05.12
X.XX ±0.25			
X.XXX ±0.15			
Angle ± 3'	CHECK	Lisa	2021.05.18
DIM TOL	APPROVE		

SCONDAR ELECTRONIC LIMITED

SCALE: - UNIT: mm SIZE: A4 SHEET: 1/1 PART NO.: FPC0512F2-xxPRXSXG1101

PROJ. TITLE: FPC 0.5mm H=1.2 "F" Model Front flip cover SMT RS LCP VO Beige Bottom contact xxP Contact gold plating Reel Package With Myra

REV	DATE	MODIFICATION DESCRIPTION	CHANGE	APPROVE
AO	2021.03.21	NEW		