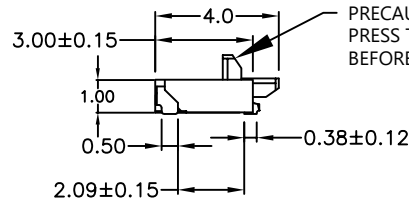
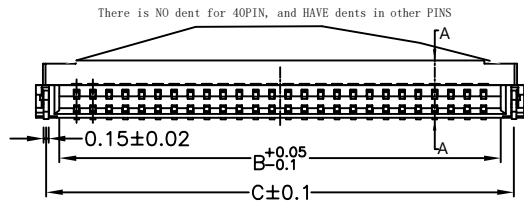
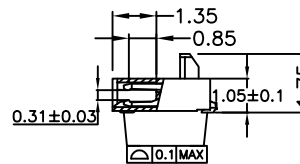
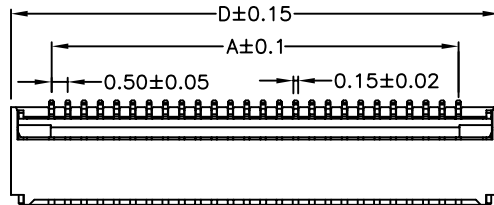


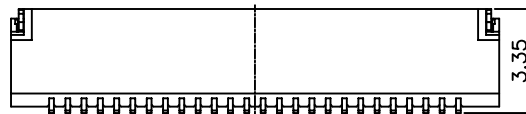
RoHS



PRECAUTIONS FOR OPERATION: DO NOT PRESS THE LOCK BE LOCKED STATE BEFORE INSERTING FFC CABLE.

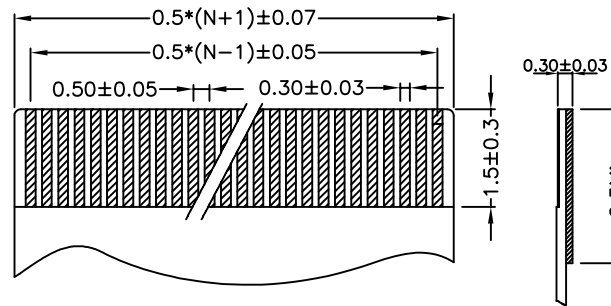


SECTION A-A




Ordering Information

FPC 05 10 P3 - xxP RS X G 1 101
Pitch 05=0.5mm Height H=1.0mm Model No. of Pins See Table Foot Position Type SMT WR X=Bottom contact S=Top contact Coating G=Gold S=Tin Package 1=Tap&Reel 2=Tube



APPLICABLE FPC



RECOMMENDED PCB LAYOUT

| PIN | Dim A | Dim B | Dim C | Dim D |
|-----|-------|-------|-------|-------|
| 4 | 1.50 | 2.36 | 2.55 | 4.10 |
| 6 | 2.50 | 4.36 | 3.55 | 5.10 |
| 8 | 3.50 | 5.36 | 4.55 | 6.10 |
| 10 | 4.50 | 6.36 | 5.55 | 7.10 |
| 12 | 5.50 | 7.36 | 6.55 | 8.10 |
| 13 | 6.00 | 7.86 | 7.05 | 8.60 |
| 14 | 6.50 | 8.36 | 7.55 | 9.10 |
| 16 | 7.50 | 9.36 | 8.55 | 10.10 |
| 18 | 8.50 | 10.36 | 9.55 | 11.10 |
| 20 | 9.50 | 11.36 | 10.55 | 12.10 |
| 24 | 11.50 | 13.36 | 12.55 | 14.10 |
| 26 | 12.50 | 14.36 | 13.55 | 15.10 |
| 30 | 14.50 | 16.36 | 15.55 | 17.10 |
| 40 | 19.50 | 21.36 | 20.55 | 22.10 |

SCONDAR ELECTRONIC LTD
 ENGINEER LIU APPROVED

| OPERATION | DRAW | Yao | 2024.06.02 | SCALE | - |
|-------------|---------|------|------------|--------|-----|
| X.X ±0.35 | DESIGN | LYao | 2024.06.06 | UNIT | mm |
| X.XX ±0.25 | | | | SIZE | A4 |
| X.XXX ±0.15 | | | | SHEET | 1/1 |
| Angle ± 3' | APPROVE | Lisa | 2024.06.10 | PROJ. | ⊕ |
| DIM TOL | | | | TITLE: | |



SCONDAR ELECTRONIC LIMITED

| REV | DATE | MODIFICATION DESCRIPTION | CHANGE | APPROVE | SCALE | PART NO. | FPC0510P3-XXPRSXG1101 |
|-----|------------|--------------------------|--------|---------|-------|----------|-----------------------|
| AO | 2021.06.12 | NEW | | | | | |

FPC 0.5mm H=1.0 "P" Model Rear flip SMT RS LCP V0
 Beige Bottom contact xxP Contact gold plating Reel Package