

RoHS

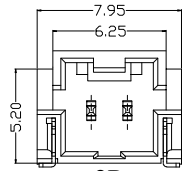
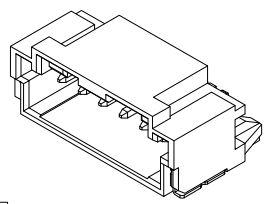
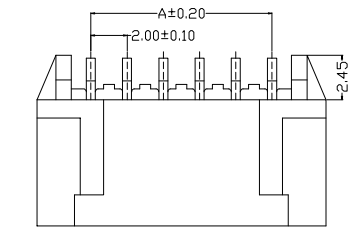
■ Specifications

- Voltage rating: 125V AC / DC
- Current rating: 3A AC / DC
- Withstanding voltage: 500V AC/minut
- Temperature range: -25°~+105°
- Insulation resistance: >=1000MΩ
- Contact resistance: <=20mΩ
- Material:  
 Wafer: PA9T UL94-V0  
 PIN:Brass Tin-plated  
 Welding leg: Brass Tin-plated

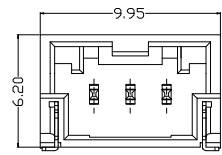
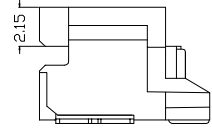
**Ordering Information**

SCT2028WRS - \*\* E 1 BE 182

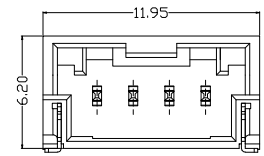
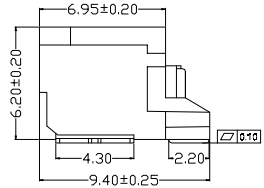
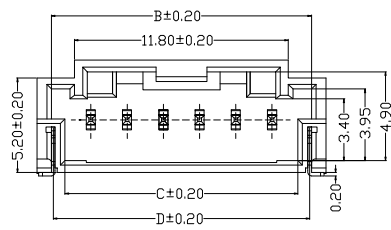
No. of Pins See Table  
 Insulation E=PA9T V0  
 Package 0=Bag 1=Reel 2=Tube  
 Color BE=Beige



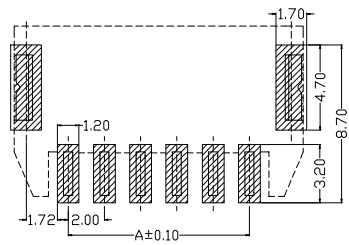
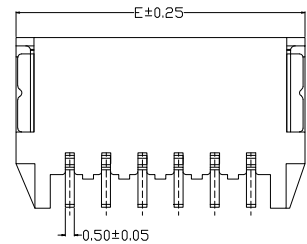
2P



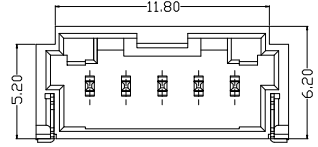
3P



4P



PCB LAYOUT



5P

P/N	Dimension (MM)				
	A	B	C	D	E
02P	2.00	6.35	4.85	6.15	7.95
03P	4.00	8.35	6.85	8.15	9.95
04P	6.00	10.35	8.85	10.15	11.95
05P	8.00	12.35	10.85	12.15	13.95
06P	10.00	14.35	12.85	14.15	15.95
07P	12.00	16.35	14.85	16.15	17.95
08P	14.00	18.35	16.85	18.15	19.95
09P	16.00	20.35	18.85	20.15	21.95
10P	18.00	22.35	20.85	22.15	23.95
11P	20.00	24.35	22.85	24.15	25.95
12P	22.00	26.35	24.85	26.15	27.95
13P	24.00	28.35	26.85	28.15	29.95
14P	26.00	30.35	28.85	30.15	31.95
15P	28.00	32.35	30.85	32.15	33.95

SCONDAR ELECTRONIC LIMITED  
 ENGINEER LIU APPROVED

OPERATION	DRAW	Zhong	2020.09.16	SCALE	—	SCONDAR
X.X ±0.30	DESIGN			UNIT	mm	
X.XX ±0.20	CHECK	Lisa	2020.09.16	SIZE	A4	SCONDAR ELECTRONIC LIMITED
X.XXX ±0.10	APPROVE			SHEET	1/1	Part No. SCT2028WRS-xxE1BE182
Angle ±3°				PROJ.	◆	TITLE: MX2.0mm 502352 XXP SMT WR PAST V0 Beige Socket
DIM TOL						

A0		NEW		
REV	DATE	MODIFICATION DESCRIPTION	CHANGE	APPROVE