RoHS

Recommended P.C.B Layout

General Tolerance±0.05

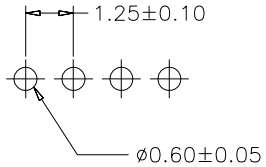

Specification:
- -Current Rating: 1A AC/DC
- -Voitage Rating: 150V AC/DC
- -Insulation Resistance: 500MΩ Min
- -Withstanding Voltage: 500VAC(1Min)
- -Contact resistance: 30mΩ(Max).
- -Operation Temperature: -40℃ to +85℃

Material:
- -Insulator (Housing): Nylon 66 (UL94V-0)
- -Contacts:Brass,Tin Plated
- -Color: Beige

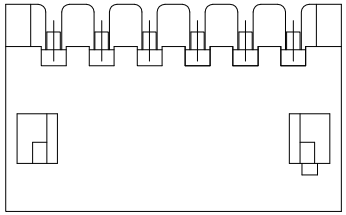

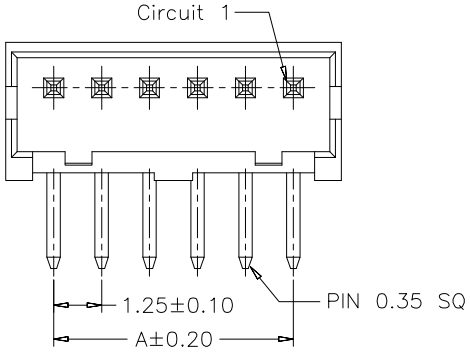

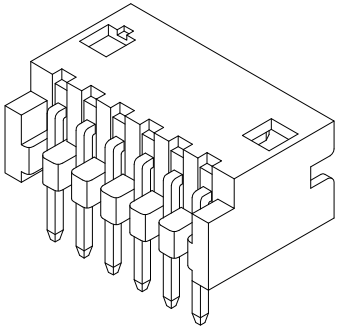

Ordering Information

SCT1252WR - ** B * BE 140

- ** : No.of Pins See Table
- B : Insulation B=PA66
- * : Package 1=Tape&Reel 2=Tube
- BE : Color BE=Beige

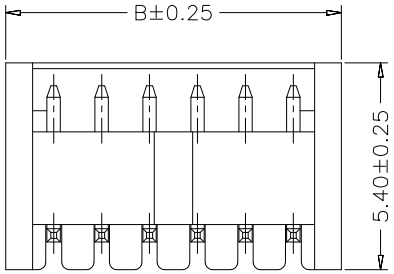

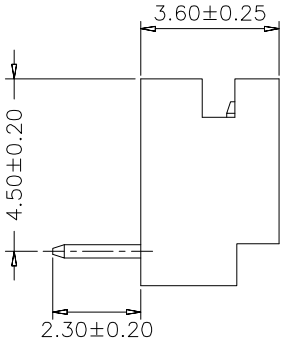

Poles	A	B	Poles	A	B
	Dimensions			Dimensions	
11	12.50	15.00			
10	11.25	13.75			
9	10.00	12.50			
8	8.75	11.25			
7	7.50	10.00			
6	6.25	8.75			
5	5.00	7.50	15	17.50	20.00
4	3.75	6.25	14	16.25	18.75
3	2.50	5.00	13	15.00	17.50
2	1.25	3.75	12	13.75	16.25

REV	DATE	MODIFICATION DESCRIPTION	CHANGE	APPROVE
A1	2021.07.02	Changed from SCT1252WR-xxP to SCT1252WR-xxBxBE140		
A0	2006.05.02	NEW		

OPERATION	
X.X	±0.35
X.XX	±0.25
X.XXX	±0.15
Angle	± 3°
DIM	TOL

DRAW	Peng	2021.07.02
DESIGN		
CHECK	Lisa	2021.07.02
APPROVE	Allen	2021.07.02

SCALE	
UNIT	mm
SIZE	A4
SHEET	1/1
PROJ.	

SCONDAR

SCONDAR ELECTRONIC LIMITED

PART NO.	SCT1252WR-xxBxBE140 A1
TITLE:	DF13 1.25mm 90° WR Wafer