

RoHS

Recommended P.C.B Layout
General Tolerance ± 0.05

Specification:

- Current Rating: 5A AC/DC
- Voltage Rating: 250V AC/DC
- Insulation Resistance: 1000M Ω Min
- Withstanding Voltage: 1500VAC Min
- Contact resistance: 20m Ω (Max).
- Operation Temperature: -25 $^{\circ}$ C to +85 $^{\circ}$ C

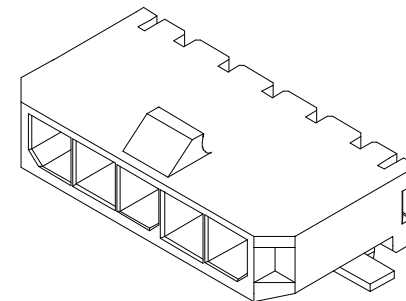
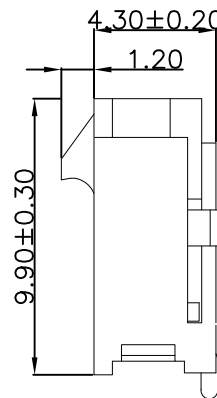
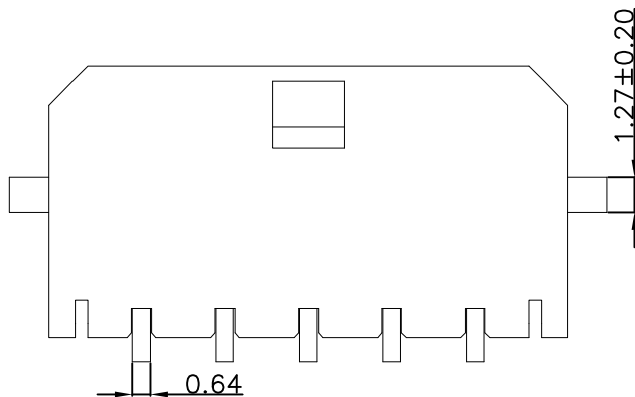
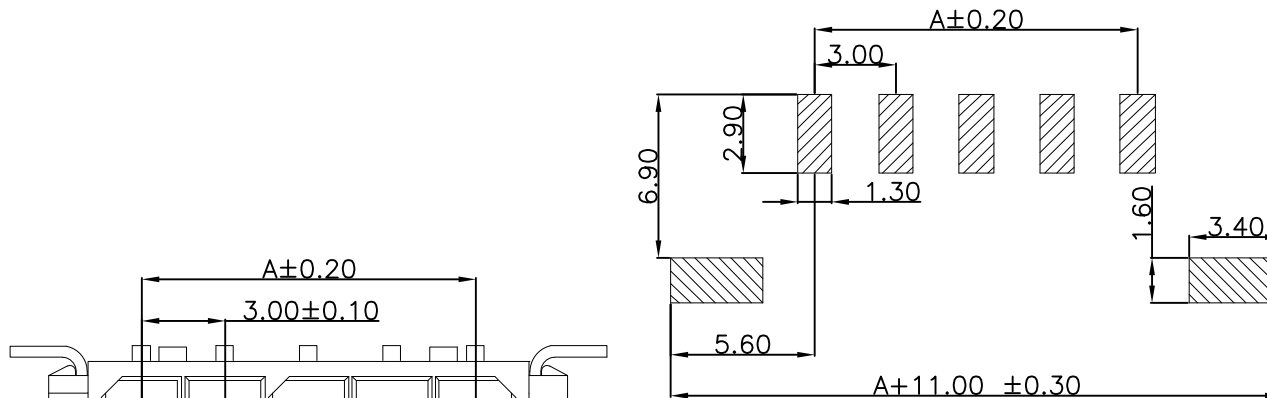
Material:

- Insulator (Housing): LCP (UL94V-0)
- Contacts: Brass
- Solder: Tin Plated
- Color: Black

Ordering Information

SCT3001WRS- ** F 1 BK 113

No. of Pins See Table
Insulation F=LCP
Package 1=Tape&Reel
Color BK=Black



10	27.00	33.70			
9	24.00	30.70			
8	21.00	27.70			
7	18.00	24.70			
6	15.00	21.70			
5	12.00	18.70			
4	9.00	15.70			
3	6.00	12.70	12	33.00	39.70
2	3.00	9.70	11	30.00	36.70
Poles	A	B	Poles	A	B
	Dimensions			Dimensions	

REV	DATE	MODIFICATION DESCRIPTION	CHANGE	APPROVE	OPERATION	DRAW	Peng	2021.07.10	SCALE	-	 SCONDAR ELECTRONIC LIMITED
A1	2021.07.10	Changed from SCT3001WR-S-xxPB to SCT3001WRS-xxF1BK113			X.X	± 0.35			UNIT	mm	
AO	2019.10.15	NEW			X.XX	± 0.25			SIZE	A4	
					X.XXX	± 0.15			SHEET	1/1	
					Angle	$\pm 3^{\circ}$			PART NO.	SCT3001WRS-xxF1BK113	
					DIM	TOL			PROJ.	TITLE:	MX3.0 90 $^{\circ}$ SMT Wafer Connector