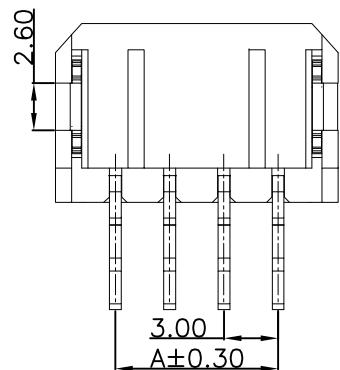
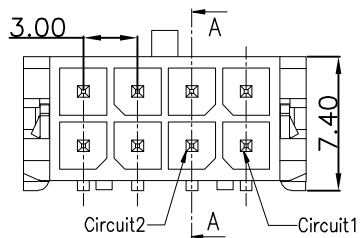
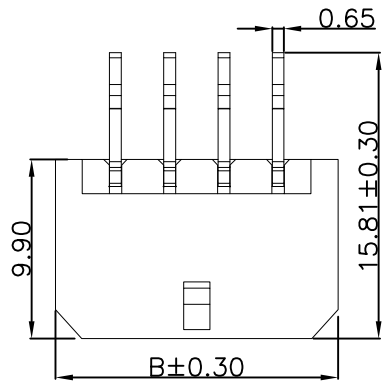
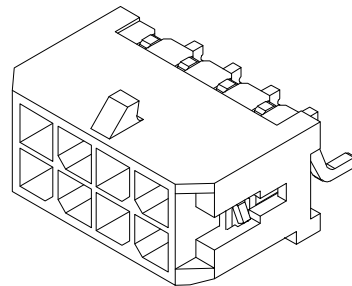
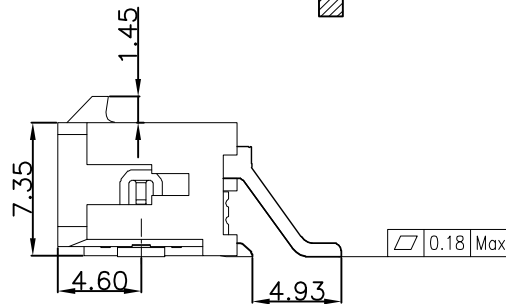
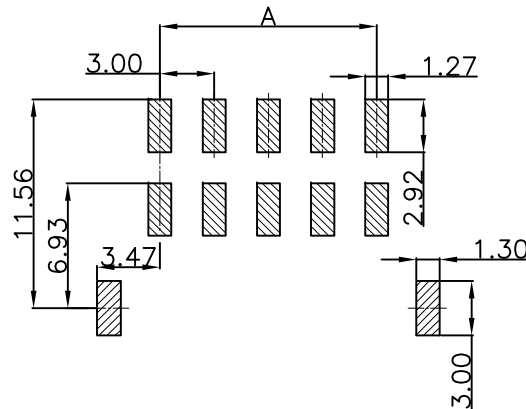


RoHS



Recommended P.C.B Layout
General Tolerance±0.05



Specification:

- Current Rating: 5A AC/DC
- Voltage Rating: 250V AC/DC
- Insulation Resistance: 1000MΩ Min
- Withstanding Voltage: 1500VAC Min
- Contact resistance: 10mΩ(Max).
- Operation Temperature: -40°C to +105°C

Material:

- Insulator (Housing): LCP (UL94V-0)
- Contacts: Brass
- Solder: Tin Plated
- Color: Black

Ordering Information

SCT3001WRS-2** F 1 BK 113

No. of Pins See Table
Insulation F=LCP
Package 1=Tape&Reel
Color BK=Black

2*10	27.00	33.65			
2*9	24.00	30.65			
2*8	21.00	27.65			
2*7	18.00	24.65			
2*6	15.00	21.65			
2*5	12.00	18.65			
2*4	9.00	15.65			
2*3	6.00	12.65	2*12	33.00	39.65
2*2	3.00	9.65	2*11	30.00	36.65
Poles	A	B	Poles	A	B
	Dimensions			Dimensions	

REV	DATE	MODIFICATION DESCRIPTION	CHANGE	APPROVE	OPERATION	DRAW	Peng	2021.07.10	SCALE	-	 SCONDAR ELECTRONIC LIMITED
A1	2021.07.10	Changed from SCT3001WR-S-2xXPB to SCT3001WRS-2xxF1BK113			X.X	±0.35			UNIT	mm	
AO	2019.10.15	NEW			X.XX	±0.25			SIZE	A4	
					X.XXX	±0.15		2021.07.10	SHEET	1/1	
					Angle	± 3'			PART NO.	SCT3001WRS-2xxF1BK113	
					DIM	TOL		2021.07.10	PROJ.	 TITLE:	MX3.0 90° SMT Wafer Connector