

RoHS

■ Specifications

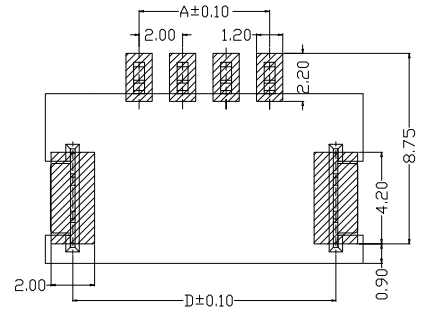
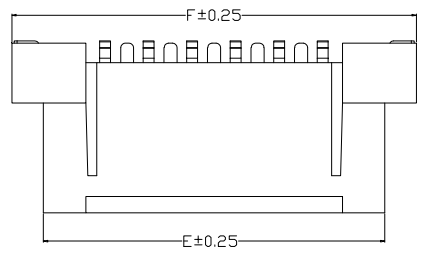
- Voltage rating: 125V AC / DC
- Current rating: 3A AC / DC
- Withstanding voltage: 500V AC/minut
- Temperature range: -25°~+105°
- Insulation resistance: >=1000MΩ
- Contact resistance: <=20mΩ
- Material:
 Wafer: PA9T UL94-V0
 PIN: Brass Tin-plated
 Welding leg: Brass Tin-plated

Ordering Information

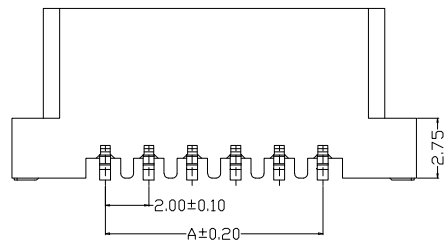
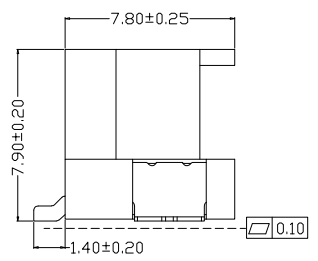
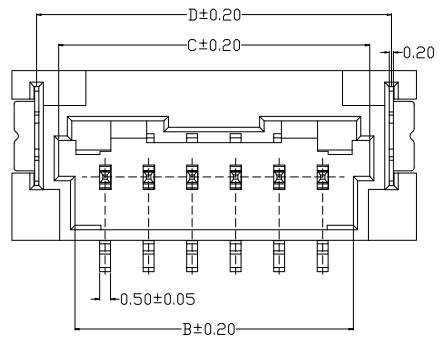
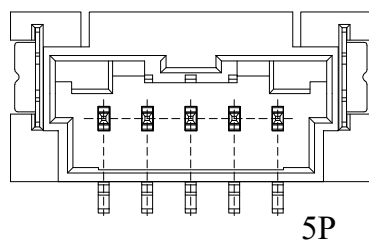
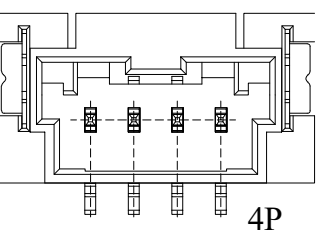
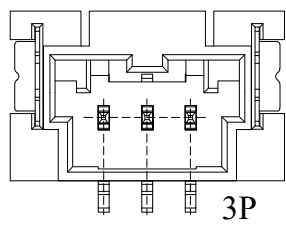
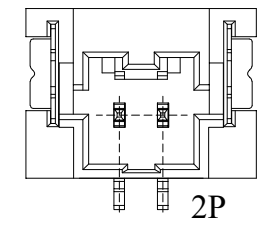
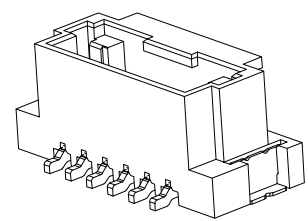
SCT2028WVS - ** E 1 BE 182

No. of Pins See Table
 Insulation E=PA9T V0
 Package 0=Bag 1=Reel 2=Tube
 Color BE=Beige

P/N	Dimension (MM)					
	A	B	C	D	E	F
02P	2.00	4.80	6.30	8.10	7.50	10.50
03P	4.00	6.80	8.30	10.10	9.50	12.50
04P	6.00	8.80	10.30	12.10	11.50	14.50
05P	8.00	10.80	12.30	14.10	13.50	16.50
06P	10.00	12.80	14.30	16.10	15.50	18.50
07P	12.00	14.80	16.30	18.10	17.50	20.50
08P	14.00	16.80	18.30	20.10	19.50	22.50
09P	16.00	18.80	20.30	22.10	21.50	24.50
10P	18.00	20.80	22.30	24.10	23.50	26.50
11P	20.00	22.80	24.30	26.10	25.50	30.50
12P	22.00	24.80	26.30	28.10	27.50	32.50
13P	24.00	26.80	28.30	30.10	29.50	34.50
14P	26.00	28.80	30.30	32.10	31.50	36.50
15P	28.00	30.80	32.30	34.10	33.50	38.50



PCB LAYOUT



SCONDAR ELECTRONIC LIMITED
 ENGINEER LIU APPROVED

OPERATION	DRAW	Zhong	2020.09.16	SCALE	—	 SCONDAR ELECTRONIC LIMITED
X.X ±0.30	DESIGN			UNIT	mm	
X.XX ±0.20	CHECK	Lisa	2020.09.16	SIZE	A4	
X.XXX ±0.10	APPROVE			SHEET	1/1	
Angle ±3°				Part No.		SCT2028WVS-xxE1BE182
DIM TOL				PROJ.	⌀	MX2.0mm 560020 XXP SMT WV PAST V0 Beige Socket

A0		NEW			
REV	DATE	MODIFICATION DESCRIPTION	CHANGE	APPROVE	