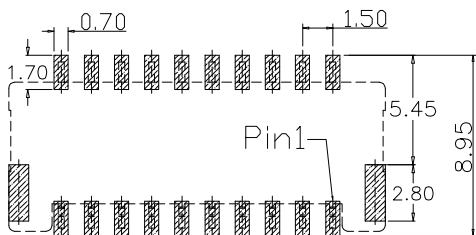
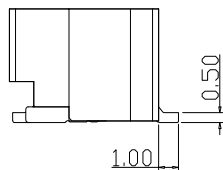
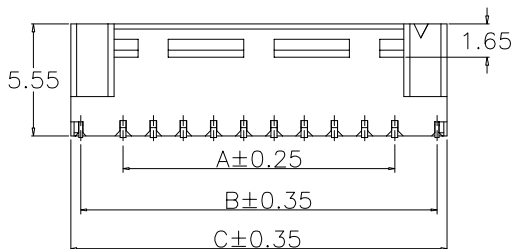
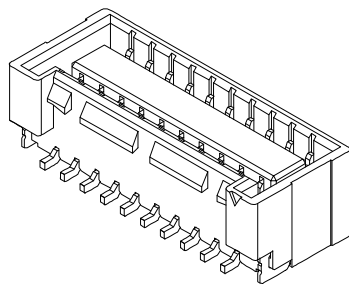
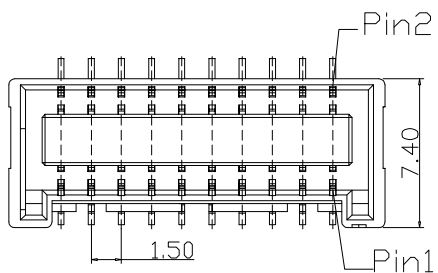


RoHS



PCB LAYOUT

Specification:

- Current Rating: 3A AC/DC
 - Voltage Rating: 250V AC/DC
 - Insulation Resistance: 1000MΩ Min
 - Withstanding Voltage: 800VAC(1Min)
 - Contact resistance: 20mΩ(Max).
 - Operation Temperature: -25°C to +85°C
- Material:
- Insulator (Housing): PA66 (UL94V-0)
 - Color: White

Ordering Information

SCT1507WVS-2XX F 1 BE 164

No. of Pins See Table
 Insulation F=LCP V0
 Package 0=PE Bag 1=Reel tape 2=Tube 3=Tray
 Color BE=Beige WT=White

Dimensions			PIN
A	B	C	
6.00	10.00	11.20	2*5
7.50	11.70	12.70	2*6
9.00	13.20	14.20	2*7
10.50	14.70	15.70	2*8
12.00	16.20	17.20	2*9
13.50	17.70	18.70	2*10
15.00	19.20	20.20	2*11
16.50	20.70	21.70	2*12
18.00	22.20	23.20	2*13
19.50	23.70	24.70	2*14
21.00	25.20	26.20	2*15
22.50	26.70	27.70	2*16
24.00	28.20	29.20	2*17
25.50	29.70	30.70	2*18
27.00	31.20	32.20	2*19
28.50	32.70	33.70	2*20

SCONDAR ELECTRONIC, LTD
 ENGINEER APPROVED LIAO

					OPERATION	DRAW	Zhong	2019.06.06	SCALE	—	<p>SCONDAR ELECTRONIC LIMITED</p>
					X.X ±0.30	DESIGN			UNIT	mm	
					X.XX ±0.20	CHECK	Lisa	2019.06.06	SIZE	A4	
A0		NEW			X.XXX ±0.10	APPROVE			SHEET	1/1	
REV	DATE	MODIFICATION DESCRIPTION	CHANGE	APPROVE	EDIM	TOL	APPROVE		PROJ	Part No	SCT1507wVS-2xxF1BE164
										TITLE:	ZPD1.5mm LCP V0 2XXP BE SMT WV Socket