RoHS

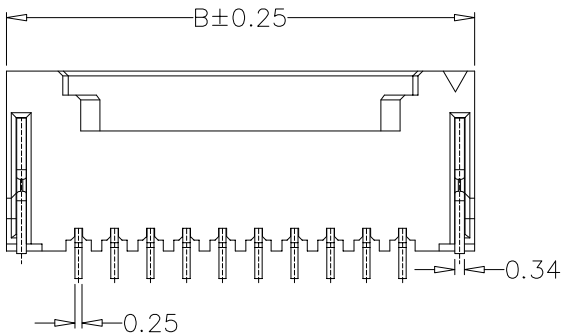

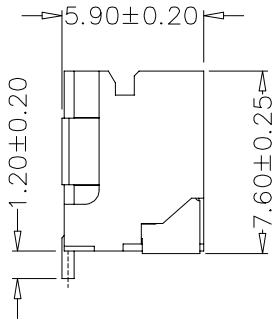

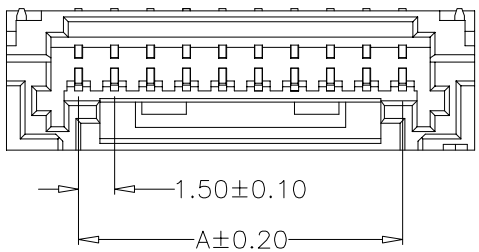

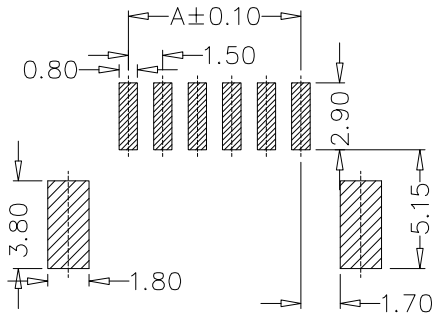

PCB LAYOUT

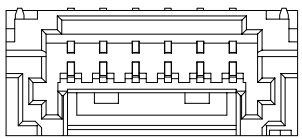

6~9A

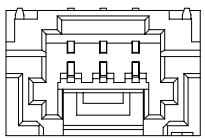

3~5A

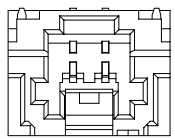

2A

Specification:
-Current Rating: 2A AC/DC
-Voitage Rating: 100V AC/DC
-Insulation Resistance: 100MΩ Min
-Withstanding Voltage: 500VAC(1Min)
-Contact resistance: 20mΩ(Max).
-Operation Temperature: -25℃ to +85℃
Material:
-Insulator (Housing): LCP (UL94V-0)
-Color: Beige
-PIN Material: Phosphor Bronze
-Solder tab: :Brass
-Finish: Tin Plated

Ordering Information

SCT1506WRS - xx F 1 BE 182

- xx: No.of Pins See Table
- F: Insulation F=LCP
- 1: Package 1=Tape&Reel
- BE: Color BE=Beige

Dimensions A	Dimensions B	Part NO	PIN
1.50	7.50	SCT1506WRS-02F1BE182	2
3.00	9.00	SCT1506WRS-03F1BE182	3
4.50	10.50	SCT1506WRS-04F1BE182	4
6.00	12.00	SCT1506WRS-05F1BE182	5
7.50	13.50	SCT1506WRS-06F1BE182	6
9.00	15.00	SCT1506WRS-07F1BE182	7
10.50	16.50	SCT1506WRS-08F1BE182	8
12.00	18.00	SCT1506WRS-09F1BE182	9
13.50	19.50	SCT1506WRS-10F1BE182	10
15.00	21.00	SCT1506WRS-11F1BE182	11
16.50	22.50	SCT1506WRS-12F1BE182	12
18.00	24.00	SCT1506WRS-13F1BE182	13
19.50	25.50	SCT1506WRS-14F1BE182	14
21.00	27.00	SCT1506WRS-15F1BE182	15

SCONDAR ELECTRONIC LIMITED
ENGINEER LIU APPROVED

REV	DATE	MODIFICATION DESCRIPTION	CHANGE	APPROVE
A0		NEW		

OPERATION		DRAW	Zhong	2020.11.15
X.X	±0.30	DESIGN		
X.XX	±0.20			
X.XXX	±0.10	CHECK	Lisa	2020.11.15
Angle	±3°			
DIM	TOL	APPROVE		

SCALE	—
UNIT	mm
SIZE	A4
SHEET	1/1
PROJ.	

SCONDAR

SCONDAR ELECTRONIC LIMITED

Part No. SCT1506WRS-xxF1BE182

TITLE: ZE1.5mm LCP V0 Beige SMT WR Socket