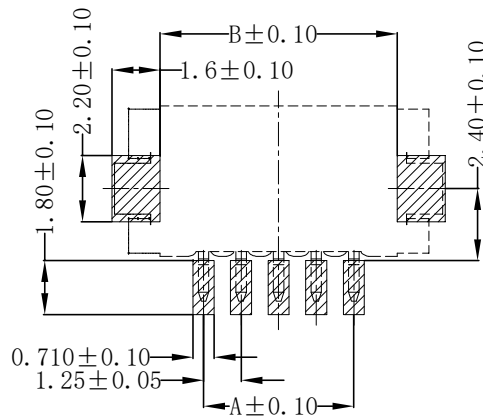
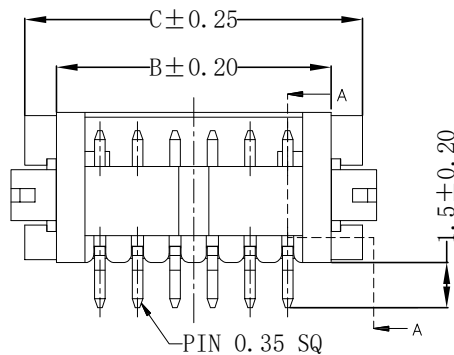
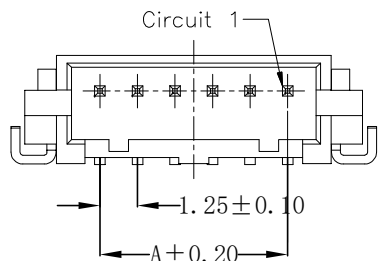
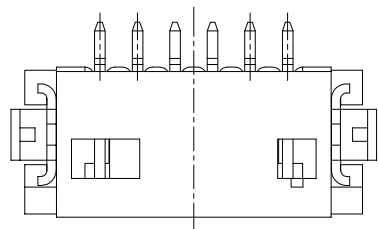
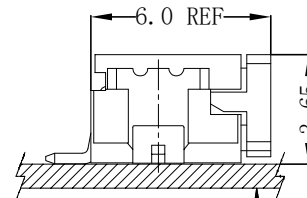
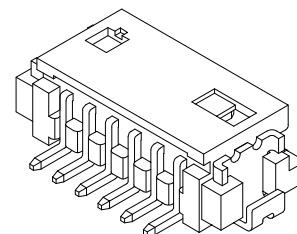


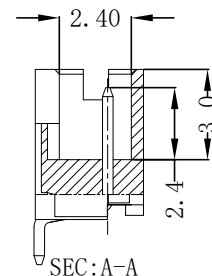
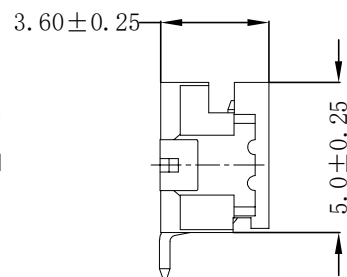
RoHS



P. C. B LAYOUT



MATED CONDITON PCB



SEC: A-A

Technical Parameters:

Rated voltage: 150V AC/DC

Rated current: 1A AC/DC

Withstand voltage: 500V AC/minute

Insulation resistance: 500M min

Contact resistance: 30MΩ MAX

Operating temperature: -25° C ~ +85° C

Material: Nylon 6T, UL94V-0

Solder Table: Phosphor Bronze/gold-flash

Circuit No.	Dimensions		
	A	B	C
02P	1.25	4.15	6.25
03P	2.50	5.40	7.50
04P	3.75	6.65	8.75
05P	5.00	7.90	10.00
06P	6.25	9.15	11.25
07P	7.50	10.40	12.50
08P	8.75	11.65	13.75
09P	10.00	12.90	15.00
10P	11.25	14.15	16.25
11P	12.50	15.40	17.50
12P	13.75	16.65	18.75
13P	15.00	17.90	20.00
14P	16.25	19.15	21.25
15P	17.50	20.40	22.50

					OPERATION	DRAW	YANG	2016.06.06	SCALE	—	 SCONDAR ELECTRONIC LIMITED
					X.X ±0.35	DESIGN			UNIT	mm	
					X.XX ±0.25	CHECK	Lisa	2016.06.06	SIZE	A4	
					X.XXX ±0.15	APPROVE			SHEET	1/1	
AO	2016.06.06	NEW			Angle ±3°				PART NO.	SCT1252WRS-xxA1NA107	
REV	DATE	MODIFICATION DESCRIPTION	CHANGE	APPROVE	DIM TOL	APPROVE			PROJ.	DF13 1.25mm PA6T XXPIN 90° WV Wafer	