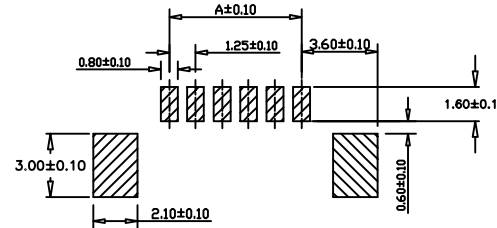
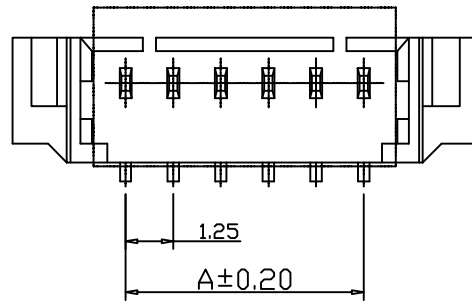
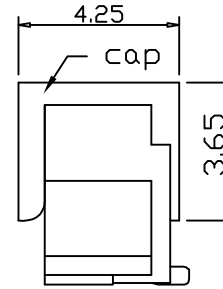
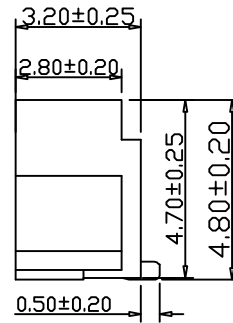
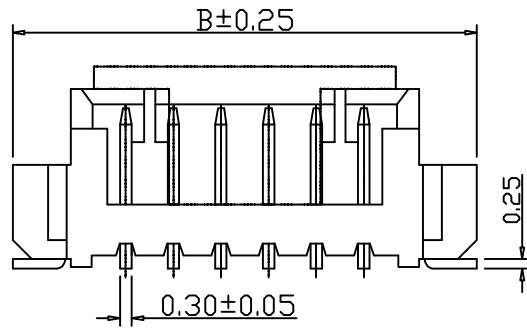


RoHS



PCB Layout

Specification:

- Current Rating: 1A AC/DC
- Voltage Rating: 250V AC/DC
- Insulation Resistance: 100MΩ Min
- Withstanding Voltage: 500VAC(1Min)
- Contact resistance: 20mΩ(Max).
- Operation Temperature: -25°C to +85°C

Material:

- Insulator (Housing): LCP (UL94V-0)
- Contacts: Brass Tin Plated
- Solder tap Brass Tin Plated
- Color: Beige

Ordering Information

SCT1251WVS - ** F 1 BE 182

No. of Pins
See Table

Insulation
F=LCP V0

Package
0=PE Bag
1=Tape&Reel
2=Tube
3=Tray

Color
BE=Beige

Dimensions		PIN	Dimensions		PIN
A	B		A	B	
1.25	7.35	2	13.75	19.85	12
2.50	8.60	3	15.00	21.10	13
3.75	9.85	4	16.25	22.35	14
5.00	11.10	5	17.50	23.60	15
6.25	12.35	6	18.75	24.85	16
7.50	13.60	7	20.00	26.10	17
8.75	14.85	8	21.25	27.35	18
10.00	16.10	9	22.50	28.60	19
11.25	17.35	10	23.75	29.85	20
12.50	18.60	11			

SCONDAR ELECTRONIC, LTD
ENGINEER APPROVED LIAO

					OPERATION	DRAW	Yang	2023.12.13	SCALE	-	 SCONDAR ELECTRONIC LIMITED
					X.X ±0.35	DESIGN			UNIT	mm	
					X.XX ±0.25		CHECK	Lisa	2023.12.13	SIZE	
AO	2016.03.03		NEW		X.XXX ±0.15	APPROVE			SHEET	1/1	
REV	DATE	MODIFICATION DESCRIPTION	CHANGE	APPROVE	Angle ± 3'	DIM	TOL	APPROVE	PROJ.	⊕	TITLE: